



Multi-Tech S1000 / S1000-Ultra Air Purifier

Instruction Manual

(Please read before using air purifier)



Surround Air Division
Indoor Purification Systems, Inc.
334 Marshall Way, Suite C
Layton, Utah 84041

Toll Free: 888.812.1516
PH: 801.444.0606
FX: 801.991.4838
Web: www.surroundair.com
Email: support@surroundair.com

Important Safety Instructions

1. Always place the air purifier on a firm surface that is flat and level, at a distance of 12 inches or more from the nearest wall.
2. Keep the air purifier away from heat sources such as stoves, space heaters and other heating equipment.
3. Keep the air purifier away from moisture in order to avoid risk of electrocution.
4. Do not operate or handle while your hands are wet.
5. Do not allow the air outlet or inlet to be blocked in any way, as it could damage the purifier, or cause a fire.
6. Never disassemble the air purifier.
7. Do not use if the cord or plug are damaged in any way.
8. Unplug the air purifier before moving, cleaning or replacing the filter.
9. Do not clean the unit with petrol or spray detergents.
10. To ensure that interference is avoided, keep the air purifier at least 6 feet away from the television set.
11. Keep the air purifier away from water, which can cause a short circuit or electrocution.

Product Specifications

Voltage:	100-120 VAC, 60Hz
Power Consumption:	S1000 - 50 Watts (Highest Fan Setting) S1000-Ultra - 55 Watts (Highest Fan Setting)
UV Wavelength:	254 nm (germicidal wavelength, <i>Ultra</i> only)
Air Volume:	85cfm (Highest Fan Setting)
Purification Rate:	99.97%
Dimensions (in):	15.5 x 10 x 7
Applicable Area:	Up to 500 sq. ft.
Display:	LED

Air Purifier Components

Active Carbon Filter (*Ultra* only): The active charcoal granules effectively traps chemicals, gases, cigarette smoke and odors.

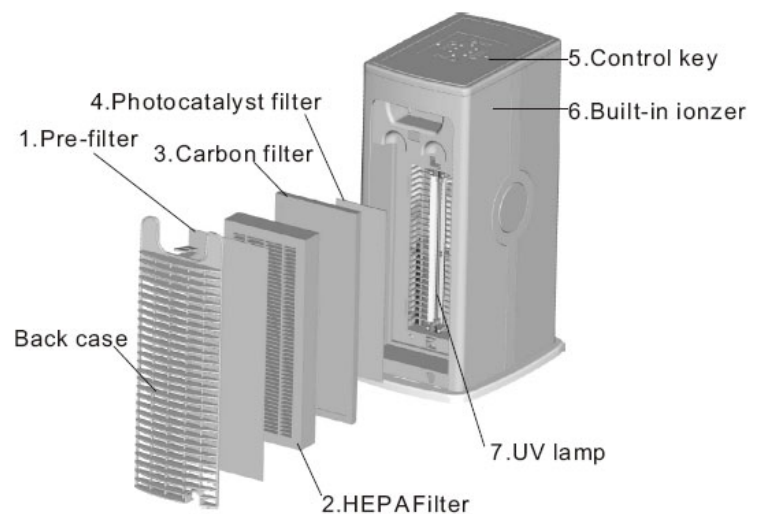
Washable HEPA Filter: HEPA (High-Efficiency Particulate Arrestor) Filter to remove airborne particles such as dust and other allergens.

The fact that it is washable drastically extends the life of the filter, resulting in significant cost savings.

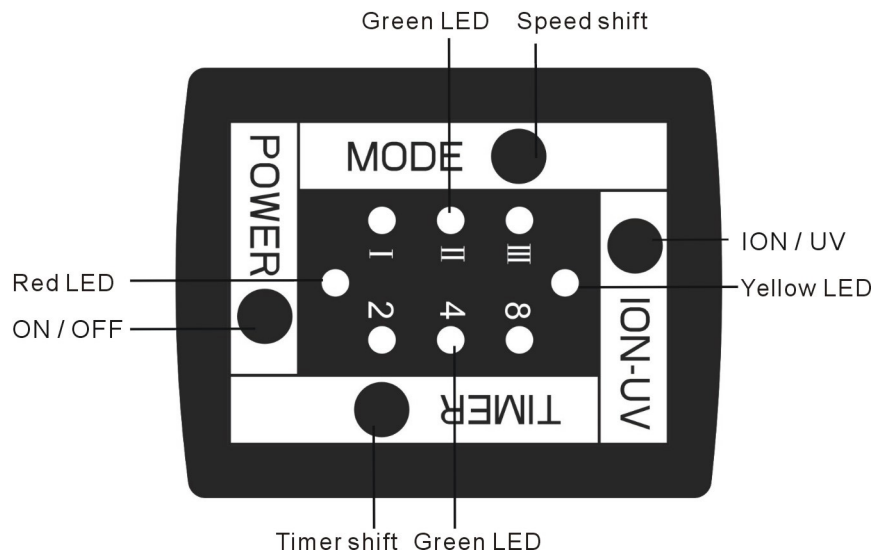
Photocatalytic (TiO₂) Filter (*Ultra* only): Successfully oxidizes and destroys a variety of chemical and bacterial contaminants.

Germicidal UV Lamp (*Ultra* only): Effectively kills a variety of micro-organisms, including viruses, germs, certain bacteria and mold.

Ionizer: In the final air-cleaning stage, negative ions are circulated to magnetically bond airborne pollutants together, causing them to be more effectively removed from the air.



Control Panel



1. Power Button: Turns the air purifier on and off.

2. Mode (Fan Speed): Press this button to cycle through the three fan speed (mode) selections:

- I: Low**
- II: Medium**
- III: High**

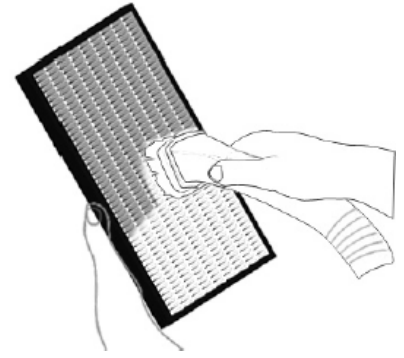
3. Timer: Press this button to cycle through the four options:

- **Timer Off (Default)**
- **2 Hours**
- **4 Hours**
- **8 Hours**


4. Ion/UV: This turns the ionizer and UV functions off and on. It is “on” be default.

Cleaning the Washable HEPA Filter:

Remove black pre-filter from the front of the HEPA, then shake off the dust of the pre-filter. Use a vacuum attachment to remove the dirt and other residue from both sides of the filter (*right*).



Positioning of Filters:



Approximate Filter Life:

HEPA/Pre-Filter: 2 or more years for optimal performance, but can last the life of the unit under normal circumstances.

Carbon Filter: 6-12 months.

Photocatalytic Filter: 6-12 months.

Inserting Front Case After Changing/Clean Filters:


Insert the bottom of the cover into the slots at the bottom of the unit (*right*, double arrows pointing down). Then, guide the tongue located at the top of the front cover into its slot, and snap into place.



Replacing the UV Lamp (*Ultra only*):

The UV Lamp will need to be replaced about once every two to four years. When the blue glow is no longer visible, then the UV lamp has burned out and should be replaced in order to regain the germ-killing function of the UV bulb.

To remove, first turn off the power. Then, loosen the thumbscrews (*right*), and gently pull out both ends of the lamp. Next, insert the new replacement bulb, gently pressing both ends into place.



Warranty

What is covered: All parts defective in material and workmanship.

Exclusions: Regular replacement parts such as replacement filters.

For how long: Three years from purchase date.

What we will do: Repair or replace any defective parts.

What you must do:

1. Contact us for return and shipping instructions. You can call us at (888) 812-1516, or email us at service@surroundair.com.
2. Pack the product in its original carton, and in the same manner in which you received it, or as identical as possible.
3. Include proof of purchase inside box.
4. Label and ship the unit, freight prepaid, to the address provided.

Other Conditions

The provisions of this warranty are in lieu of any other written warranty, whether express or implied, written or oral, including any warranty of merchantability or fitness for a particular purpose. The manufacturer's maximum liability shall not exceed the actual purchase price paid by you for the product. In no event shall the manufacturer be liable for special, incidental, consequential, or indirect damages. This warranty does not cover a defect that resulted from improper or unreasonable use or maintenance, accident, improper packing, or unauthorized tampering, alteration, or modification as determined solely by us. This warranty is void if the label bearing the serial number has been removed or defaced.

90-Day Replacement Policy

If any part requires repair during the first 90 days after receiving your air purifier, due to manufacturer defect, then Surround Air will replace it with a new machine.

What you must do:

1. Contact us for return and shipping instructions. You can call us at (888) 812-1516, or email us at service@surroundair.com.
2. Pack the product in its original carton, and in the same manner in which you received it, or as identical as possible.
3. Include proof of purchase inside box.
4. Label and ship the unit, freight prepaid, to the address provided.

Where to Buy Replacement Parts:

Surround Air

<http://www.surroundair.com>

Toll Free: 888.812.1516