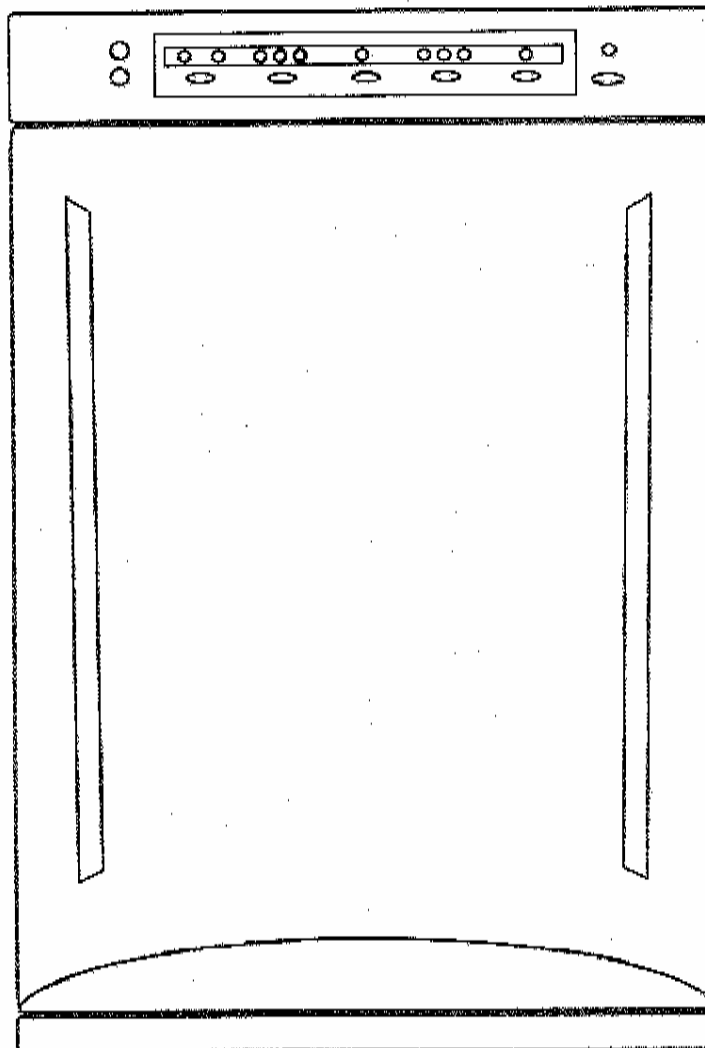




Multi-Tech S4000 Air Purifier

Instruction Manual

(Please read before using air purifier)

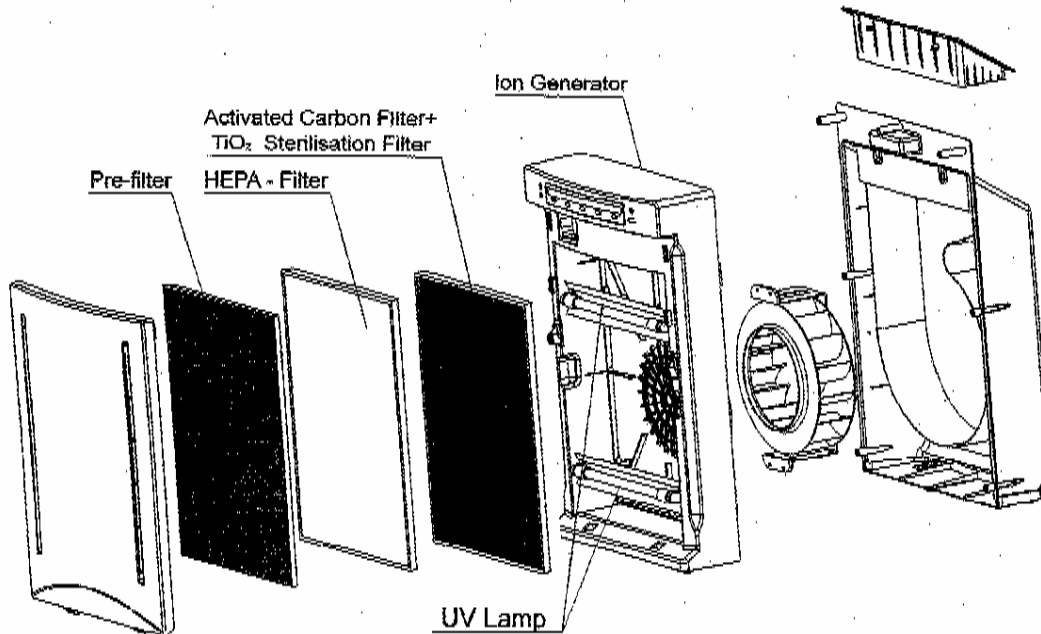


Surround Air
334 Marshall Way, Suite C
Layton, Utah 84041
Toll Free: 888.812.1516
PH: 801.444.0606
FX: 801.991.4838
Web: www.surroundair.com
Email: support@surroundair.com

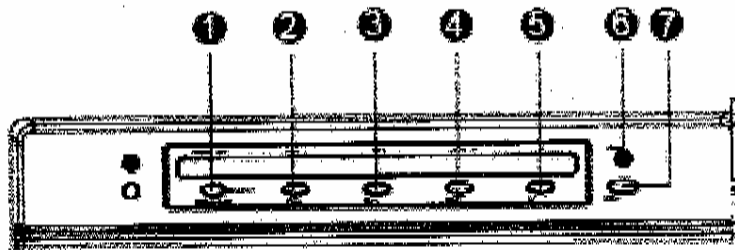
Function Guide

The Multi-Tech C4000 air purifier combines a pre filter, HEPA, Activated Carbon Filter, TiO₂ PCO Filter, UV light and negative ion generator into one system.

With the combination of these six proven air-cleaning technologies, it reduces indoor pollution and improves air quality. In which case, there is a technology for virtually any type of airborne pollutant, providing you with full coverage.



Operation Guide



- | | |
|---------------------|------------------------------|
| 1. N/A | 2. Speed (Low, Medium, High) |
| 3. Ultra-Quiet Mode | 4. Timer |
| 5. Ion & UV | 6. Power Indicator |
| 7. On/Off | |

1. Plug the cord into the outlet.
2. Press the On/Off button to switch unit on and off. When "on", the Power indicator will be lit. The purifier will slowly ramp up to the default speed setting of "Low".
3. Press the Speed button to cycle between the three speeds: Low, Medium, High. The fan speed indicator above the button will show the current air flow mode (L,M,H). Use the High setting to purify the room the quickest.
4. Press the Ultra-Quiet button to operate the purifier at the lowest and most quiet fan speed. Recommended setting to use during sleep hours.
5. Press the Timer button to select the desired timer setting: 2, 4 or 8 hours. The timer indicator above will show the current timer setting.
6. Press the Ion/UV button to deactivate the Ionizer and UV lamp.

Technical DATA

1. Working environment. Temperature: 0-45°C; Humidity: < 80 % RH
2. Dimensions: 24.4 x 16 x 9.8 in.
3. Weight: 24 lbs.
4. Input voltage: 120VAC/60Hz
5. Rated power: 120W
6. Negative ions: $\geq 1.50 \times 10^6$ ions/cm³
7. Served area: <u>800 ft²</u>
8. HEPA efficiency: >95%
9. Fan Speed: 175 cfm (cubic ft/minute)

Warning Instruction

1. Do not disassemble any part of the unit or insert any metal object into the air outlet.
2. When using the purifier, do not block the air outlet.
3. The air purifier should be placed at least 12" from the wall to avoid potential discoloration of the nearby portion of the wall.
4. The unit is equipped with automatic protecting switch. When the front cover is opened, the power will be automatic switched off. The safe automatic protecting switch cannot be manually short circuited at any time, or else the UV light and high voltage will harm you.
5. Do not use in high-temperature environments, or where flammable gas or liquid are present.
6. Do not allow children to play with it as a toy.
7. Unplug the purifier if not used for an extended period of time.
8. If the unit is requires service, please contact an authorized Surround Air service center.

SPARE PARTS AND LIFE TIME

Spare Parts	Typical Life Span
Hepa	One Year
TIO ² /Carbon Filter	One Year
UV Lamp	5000 Hours
Pre-Filter	One Year

Spare Parts Available at:

Surround Air
334 Marshall Way, Suite C
Layton, Utah 84041

Toll Free: 888.812.1516
PH: 801.444.0606
FX: 801.991.4838

Web: www.surroundair.com
Email: support@surroundair.com

Trouble Shooting

Problem	Possible Cause	Solution
Not working	1- Bad Connection 2- The front cover is not completely snapped into place	1- Insert the plug again 2- Make sure the front cover is completely snapped into place
Noisy operation	Something is blocked internally	Contact Surround Air

Service & Warranty

What is covered: All parts defective in material and workmanship.

Exclusions: Regular replacement parts such as air filters and UV lamps.

For how long: Three years from purchase date.

What we will do: Repair or replace any defective parts.

What you must do:

1. Contact us for return and shipping instructions. You can call us at (888) 812-1516, or email us at service@surroundair.com.
2. Pack the product in its original carton, and in the same manner in which you received it, or as identical as possible.
3. Include proof of purchase inside box.
4. Label and ship the unit, freight prepaid, to the address provided.

Other Conditions

The provisions of this warranty are in lieu of any other written warranty, whether express or implied, written or oral, including any warranty of merchantability or fitness for a particular purpose. The manufacturer's maximum liability shall not exceed the actual purchase price paid by you for the product. In no event shall the manufacturer be liable for special, incidental, consequential, or indirect damages. This warranty does not cover a defect that resulted from improper or unreasonable use or maintenance, accident, improper packing, or unauthorized tampering, alteration, or modification as determined solely by us. This warranty is void if the label bearing the serial number has been removed or defaced.

90-Day Replacement Policy

If any part requires repair during the first 90 days after receiving your ionizer, due to manufacturer defect, then Surround Air will replace it with a new machine.

What you must do:

1. Contact us for return and shipping instructions. You can call us at (888) 812-1516, or email us at service@surroundair.com.
2. Pack the product in its original carton, and in the same manner in which you received it, or as identical as possible.
3. Include proof of purchase inside box.
4. Label and ship the unit, freight prepaid, to the address provided.